



# SOT339-1

plastic, shrink small outline package; 20 leads; 0.65 mm pitch; 7.2 mm x 5.3 mm x 2 mm body

30 January 2017

Package information

## 1. Package summary

<b>Terminal position code</b>	D (double)
<b>Package type descriptive code</b>	SSOP20
<b>Package type industry code</b>	SSOP20
<b>Package style descriptive code</b>	SSOP (shrink small outline package)
<b>Package body material type</b>	P (plastic)
<b>JEDEC package outline code</b>	MO-150
<b>Mounting method type</b>	S (surface mount)
<b>Issue date</b>	19-2-2003
<b>Manufacturer package code</b>	SOT339

Table 1. Package summary

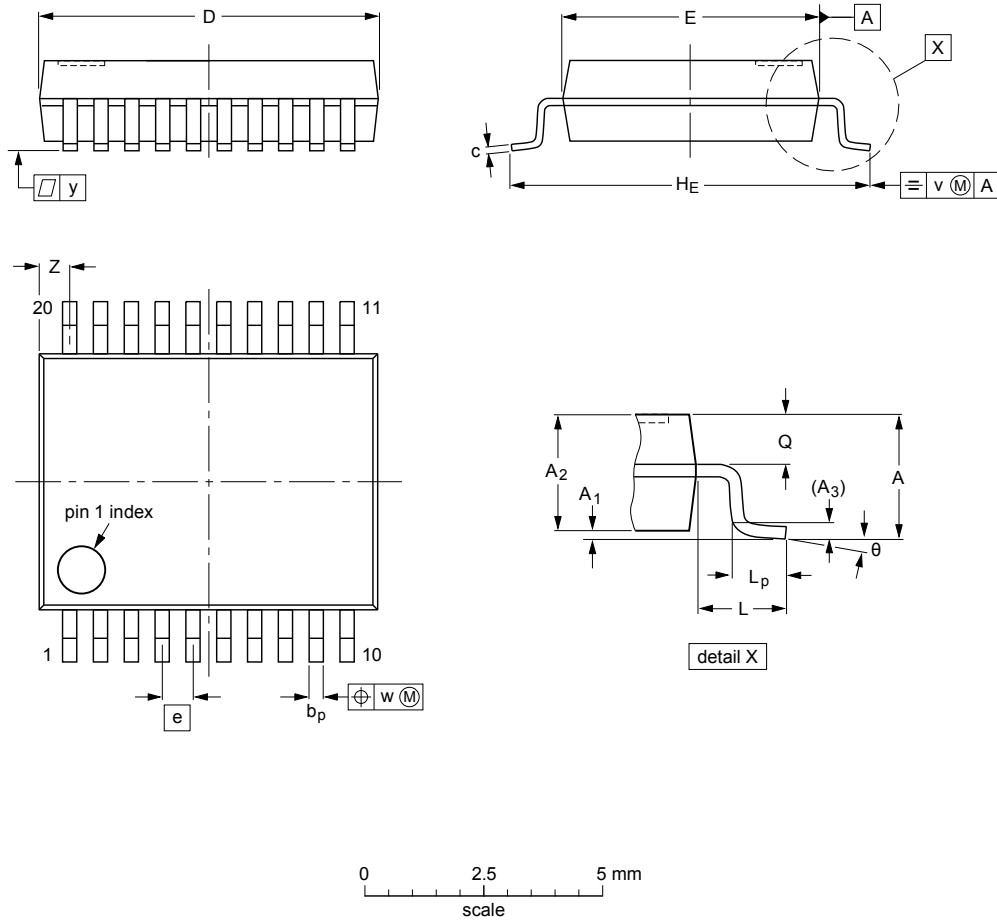
Symbol	Parameter	Min	Typ	Nom	Max	Unit
D	package length	7	-	7.2	7.4	mm
E	package width	5.2	-	5.3	5.4	mm
A	seated height	-	-	2	2	mm
A <sub>2</sub>	package height	1.65	-	1.73	1.8	mm
e	nominal pitch	-	-	0.65	-	mm
n <sub>2</sub>	actual quantity of termination	-	-	20	-	

plastic, shrink small outline package; 20 leads; 0.65 mm pitch; 7.2 mm x 5.3 mm x 2 mm body

## 2. Package outline

SSOP20: plastic shrink small outline package; 20 leads; body width 5.3 mm

SOT339-1



**DIMENSIONS** (mm are the original dimensions)

UNIT	A max.	A <sub>1</sub>	A <sub>2</sub>	A <sub>3</sub>	b <sub>p</sub>	c	D <sup>(1)</sup>	E <sup>(1)</sup>	e	H <sub>E</sub>	L	L <sub>p</sub>	Q	v	w	y	Z <sup>(1)</sup>	θ
mm	2	0.21 0.05	1.80 1.65	0.25	0.38 0.25	0.20 0.09	7.4 7.0	5.4 5.2	0.65	7.9 7.6	1.25	1.03 0.63	0.9 0.7	0.2	0.13	0.1	0.9 0.5	8° 0°

**Note**

1. Plastic or metal protrusions of 0.2 mm maximum per side are not included.

OUTLINE VERSION	REFERENCES				EUROPEAN PROJECTION	ISSUE DATE
	IEC	JEDEC	JEITA			
SOT339-1		MO-150				99-12-27 03-02-19

Fig. 1. Package outline SSOP20 (SOT339-1)

### 3. Soldering

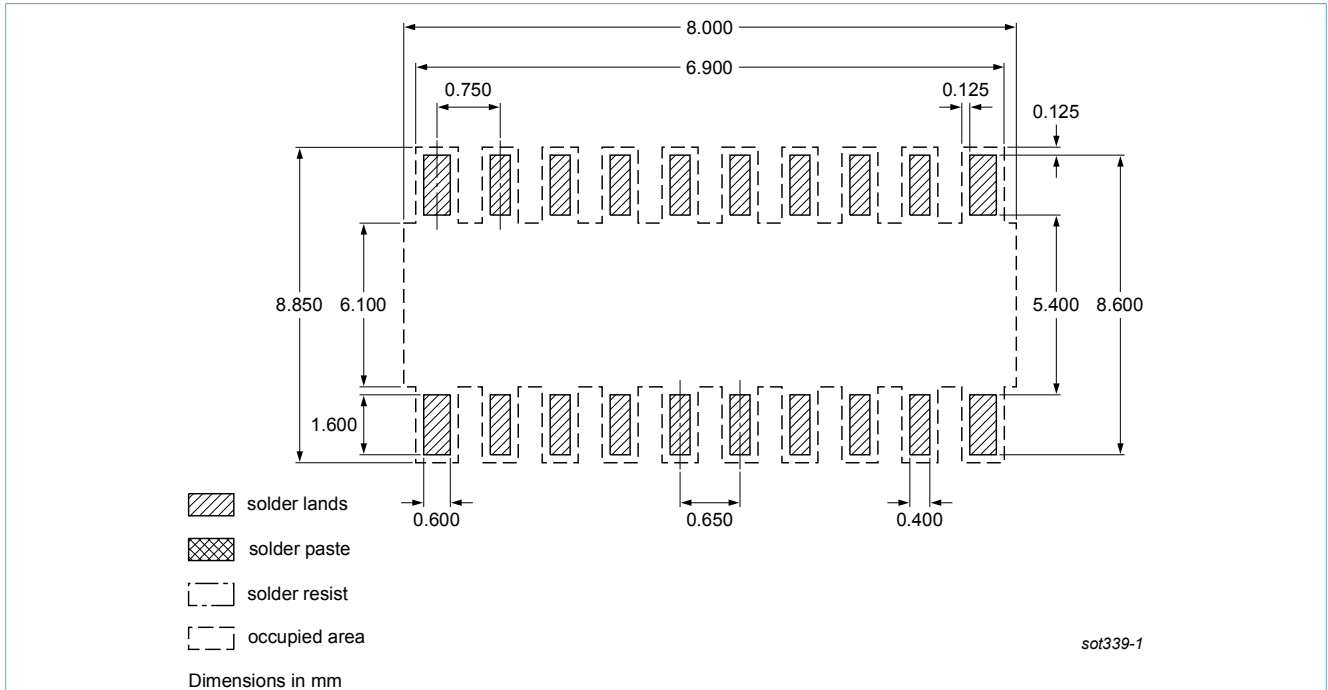


Fig. 2. Reflow soldering footprint for SSOP20 (SOT339-1)

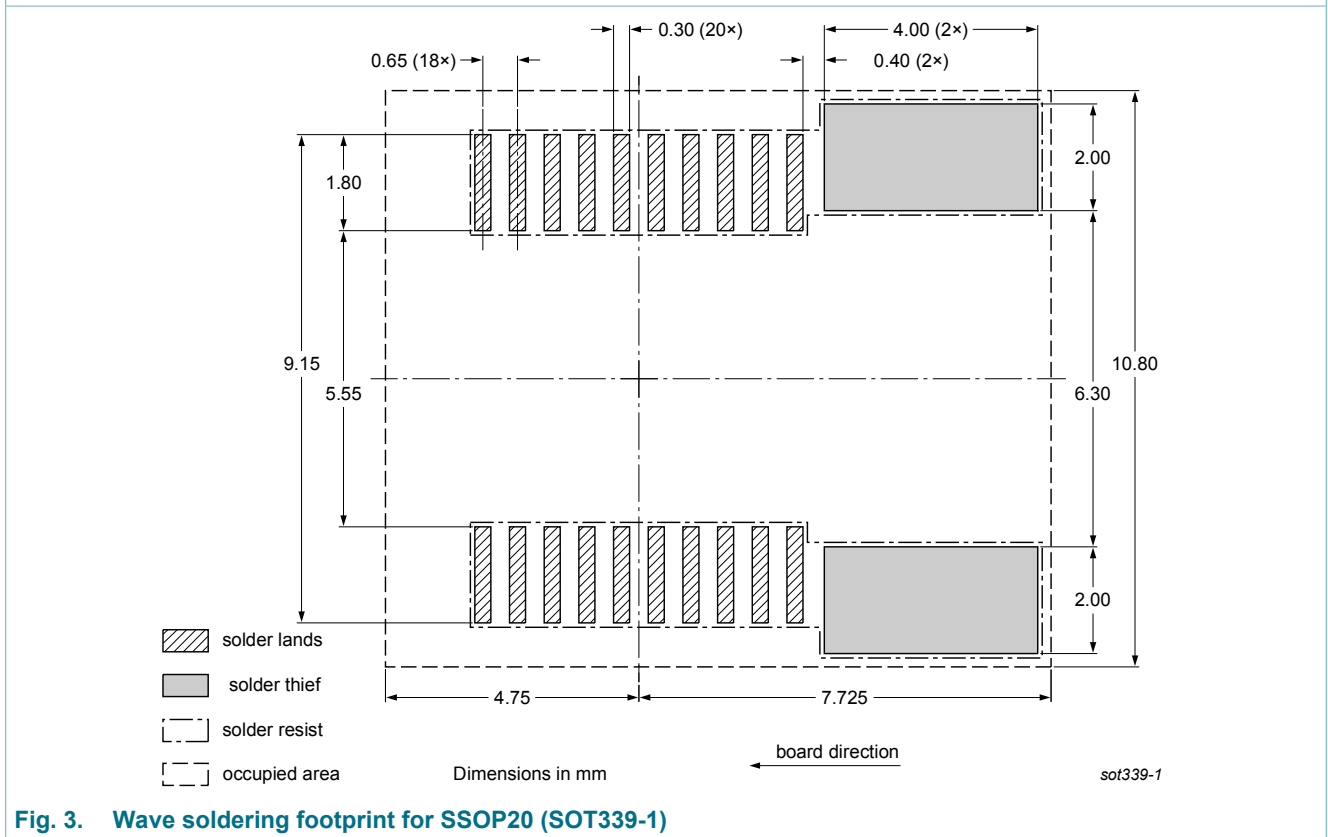


Fig. 3. Wave soldering footprint for SSOP20 (SOT339-1)

## 4. Legal information

---

### Disclaimers

**Limited warranty and liability** — Information in this document is believed to be accurate and reliable. However, Nexperia does not give any representations or warranties, expressed or implied, as to the accuracy or completeness of such information and shall have no liability for the consequences of use of such information. Nexperia takes no responsibility for the content in this document if provided by an information source outside of Nexperia.

In no event shall Nexperia be liable for any indirect, incidental, punitive, special or consequential damages (including - without limitation - lost profits, lost savings, business interruption, costs related to the removal or replacement of any products or rework charges) whether or not such damages are based on tort (including negligence), warranty, breach of contract or any other legal theory.

Notwithstanding any damages that customer might incur for any reason whatsoever, Nexperia' aggregate and cumulative liability towards customer for the products described herein shall be limited in accordance with the *Terms and conditions of commercial sale* of Nexperia.

**Right to make changes** — Nexperia reserves the right to make changes to information published in this document, including without limitation specifications and product descriptions, at any time and without notice. This document supersedes and replaces all information supplied prior to the publication hereof.

plastic, shrink small outline package; 20 leads; 0.65 mm pitch; 7.2 mm x 5.3 mm x 2 mm body

## 5. Contents

---

1. Package summary.....	1
2. Package outline.....	2
3. Soldering.....	3
4. Legal information.....	4

---

© Nexperia B.V. 2017. All rights reserved

For more information, please visit: <http://www.nexperia.com>  
For sales office addresses, please send an email to: [salesaddresses@nexperia.com](mailto:salesaddresses@nexperia.com)  
Date of release: 30 January 2017

---